



## Welcome to SCC 2022-2023

### A NOTE FROM OUR PRESIDENT

My name is Timothy See, and as the new president of the Sedona Camera Club, I hope to bring learning structure to this coming season. We will have workshops for beginners to the advanced photographer. You have selected an excellent board that is excited to share its passion for photography.

We are all on the same team called Sedona Camera Club. Everyone can participate in its workshops and speaker meetings. You can get involved in our new critiquing program for digital and prints or even helping with hospitality on meeting nights.

I look forward to meeting each of you personally to learn about your interest in photography. Please share with other board members or me the direction you would like the SCC to go in the future. We are here to serve you with a positive learning experience in photography.

Thank you,  
Timothy

### DATES TO REMEMBER

**Print Workshop:** August 22, 2022 • 12-3pm

**Post Processing Workshop:** August 27, 2022 • 2-4pm

**Next Camera Club Meeting:** August 29, 2022  
Christ Lutheran Church of Sedona • 6-8pm

**Deadline for September Digital/Print Submissions:** August 31, 2022 • 9pm

**Hunts Mesa Workshop:** September 10, 2022

**Salt River Workshop:** November 7, 2022

## PAST AND CURRENT CAMERA CLUB MEMBERS

Now that Covid is somewhat under control, the 2022-23 club season is about to start with a live meeting on August 29th from 6:00 - 8:00 pm at the Christ Lutheran Church of Sedona. Past members, whatever the reasons you dropped your membership, the board wants to give you a better reason to come back and get involved again.

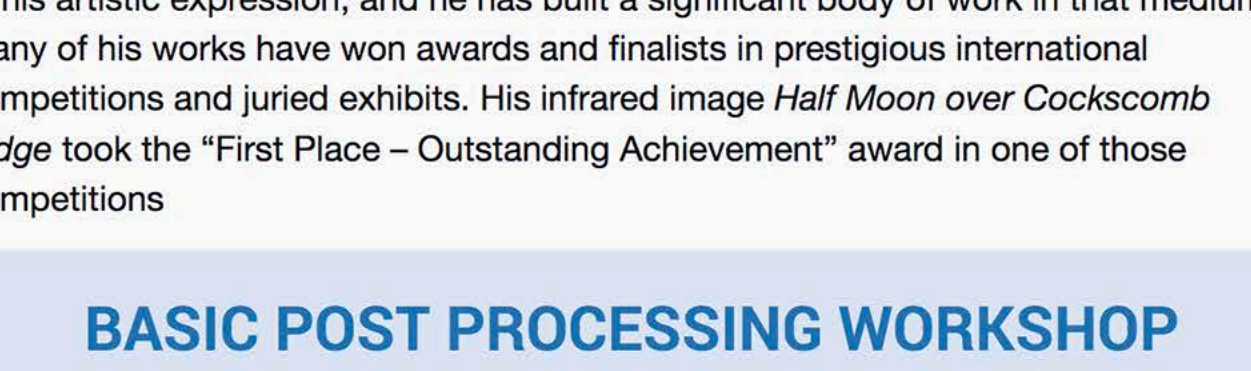
1. You will be able to view our live meeting via Zoom.
2. There will be more learning events and club trips to get involved.
3. Print Program August 15th from Noon - 3:00 pm
4. Basic Post-Processing August 27th, 2:00 - 4:00 pm
5. Club Trip to Hunt Mesa: September 10th - 11th
6. Brad Kincaid has revamped the Critique System to become more educational for you as well as the peer reviewers.
7. Professional speakers at the peer meetings
8. We plan on developing several Special Interest Groups (SIGs)

Come back and give us another opportunity to share our passion for photography together.

If you want to renew your membership, just log into: [sedonacamera.club](http://sedonacamera.club)

(you may need to reset your password) and navigate to Members>Renew membership and follow the directions.

## SPEAKER FOR AUGUST MEETING - JIM PETERSON



Morning Light on the Cockscomb by Jim Peterson

Jim Peterson is an award-winning photographer who shoots stunning nature, landscape, and portrait images. He is a long time member of the Sedona Camera Club. Also, his photographs are often featured in Arizona Highways magazine.

He grew up in northwestern New Mexico and lived on both coasts (in California and Delaware), Illinois, Texas, Missouri, and many other places in the West.

Jim attended the University of Chicago, receiving a B.A. in Music and a Ph.D. in Biochemistry. He worked as a Biochemist, Engineer, and manager in the Telecommunications industry.

He first took up photography while in graduate school. Upon retirement, he redirected his energy to his lifelong artistic passion by starting a professional photography business. His fine art photography has been featured in numerous galleries and exhibits in Phoenix and Sedona Go online at: [www.SedonaJim.photos](http://www.SedonaJim.photos) to view his photography.

Jim's work is inspired by his lifelong love of the natural world. If his images convey a bit of reverence for our threatened planet and its beautiful territories and inhabitants, he feels that he is happily serving his mission.

In recent years, Jim has embraced digital infrared photography to broaden the range of his artistic expression, and he has built a significant body of work in that medium. Many of his works have won awards and finalists in prestigious international competitions and juried exhibits. His infrared image *Half Moon over Cockscomb Ridge* took the "First Place - Outstanding Achievement" award in one of those competitions

## BASIC POST PROCESSING WORKSHOP

Saturday August 27th at 2:00 pm - 4pm

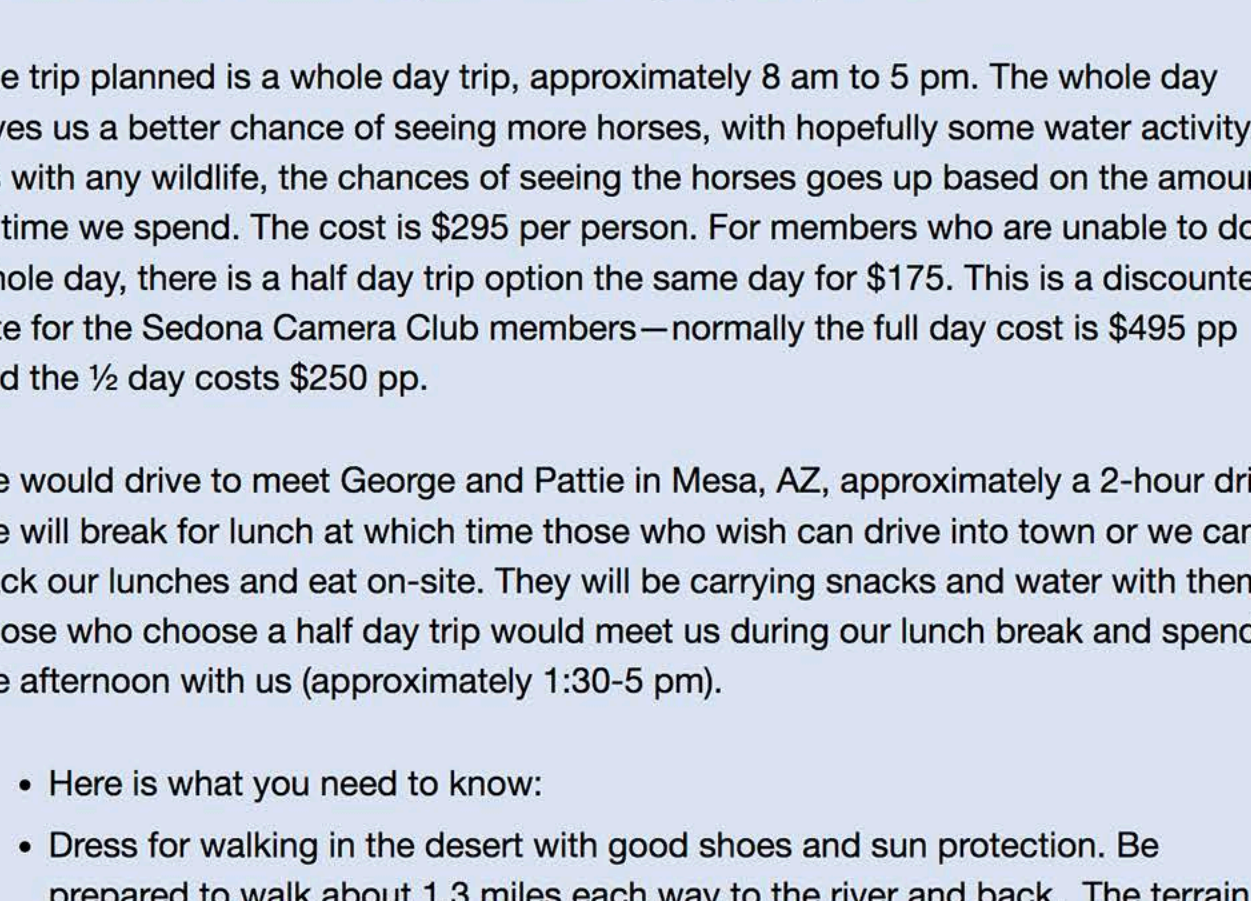
Christ Lutheran Church of Sedona

Presented by Sedona Camera Club

Timothy See will talk about how post-processing can help to enhance images to bring them alive in story and emotion. Learning more about evaluating images with aspect ratios, finding the primary subject, color saturations, highlights, shadows, burning, and dodging can all help make anyone's images.

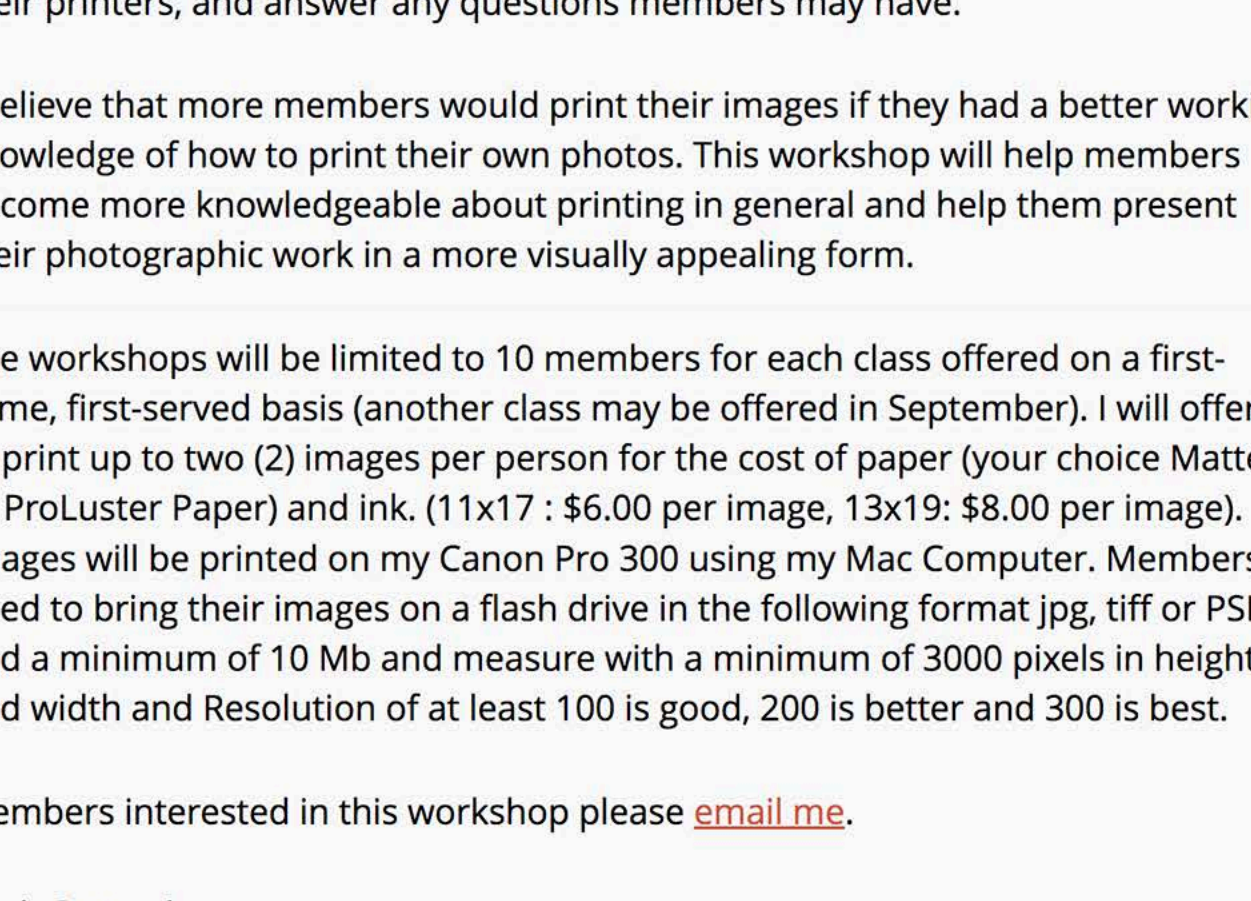
He will talk about how to look into an image to find that special connection. He will use your images as examples to manipulate them to make improvements. You will learn his thought process in post-process and help you learn how it works regardless of the type of software you use at home.

To be a part of the workshop, email Tim [timothy@sedonacamera.club](mailto:timothy@sedonacamera.club), send Tim an out-of-the-camera image of RAW format preferred or JPEG format. He will use some of them to go through the basic process.



## HUNTS MESA TRIP

Join trip leader Tom Wardrup for an unforgettable overnight trip to Hunts Mesa in Monument Valley. The trip will include shooting Monument Valley from the top of Hunts Mesa at sunset on September 10th. Following the photo shoot, a campground dinner will be enjoyed. After camping on the mesa, and a sunrise photo shoot, a mid-morning departure is planned. The cost is \$300 per member. For more information, click [here](#). Space is limited so [contact Tom](#) at your earliest convenience.



## SALT RIVER WILD HORSE PHOTO SHOOT

We are planning a photo shoot trip to see the Salt River Wild Horses on Monday, November 7th. We have asked George and Pattie Walsh to be our guides because as photographers and members of the wild horse management team they have knowledge of where to find the horses as well as knowledge to give us guidance with our cameras, as needed. They can handle a group of up to 10.

The trip planned is a whole day trip, approximately 8 am to 5 pm. The whole day gives us a better chance of seeing more horses, with hopefully some water activity. As with any wildlife, the chances of seeing the horses goes up based on the amount of time we spend. The cost is \$295 per person. For members who are unable to do a whole day, there is a half day trip option the same day for \$175. This is a discounted rate for the Sedona Camera Club members—normally the full day cost is \$495 pp and the ½ day costs \$250 pp.

We would drive to meet George and Pattie in Mesa, AZ, approximately a 2-hour drive. We will break for lunch at which time those who wish can drive into town or we can pack our lunches and eat on-site. They will be carrying snacks and water with them. Those who choose a half day trip would meet us during our lunch break and spend the afternoon with us (approximately 1:30-5 pm).

- Here is what you need to know:
- Dress for walking in the desert with good shoes and sun protection. Be prepared to walk about 1.3 miles each way to the river and back. The terrain will include desert sand and river rocks.
- Pack light because we will be carrying our gear.
- Always smart to carry water.
- Everyone going will need to fill out a consent/waiver form, in addition to the waiver you sign with SCC.
- Exact times will be set up the week before once we see the sunset times and where the horses have been grazing at certain times.

## New Opportunity - Print Workshop

It's time to take those printers out of the closet and great ready for 2022-2023 photo season, for those of you that don't have printers or need help with your printers. I will be holding a print workshop on the date of August 22nd provided we have enough members to attend a minimum of 5 people. The print workshop will be at the Christ Lutheran Church in Sedona from 12:00 - 3:00 PM to print images for members, help members understand how to get the best results from their printers, and answer any questions members may have.

I believe that more members would print their images if they had a better working knowledge of how to print their own photos. This workshop will help members become more knowledgeable about printing in general and help them present their photographic work in a more visually appealing form.

The workshops will be limited to 10 members for each class offered on a first-come, first-served basis (another class may be offered in September). I will offer to print up to two (2) images per person for the cost of paper (your choice Matte or ProLuster Paper) and ink. (11x17: \$6.00 per image, 13x19: \$8.00 per image). Images will be printed on my Canon Pro 300 using my Mac Computer. Members need to bring their images on a flash drive in the following format jpg, tiff or PSD and a minimum of 10 Mb and measure with a minimum of 3000 pixels in height and width and Resolution of at least 100 is good, 200 is better and 300 is best.

Members interested in this workshop please [email me](#).

Louis Pescevic



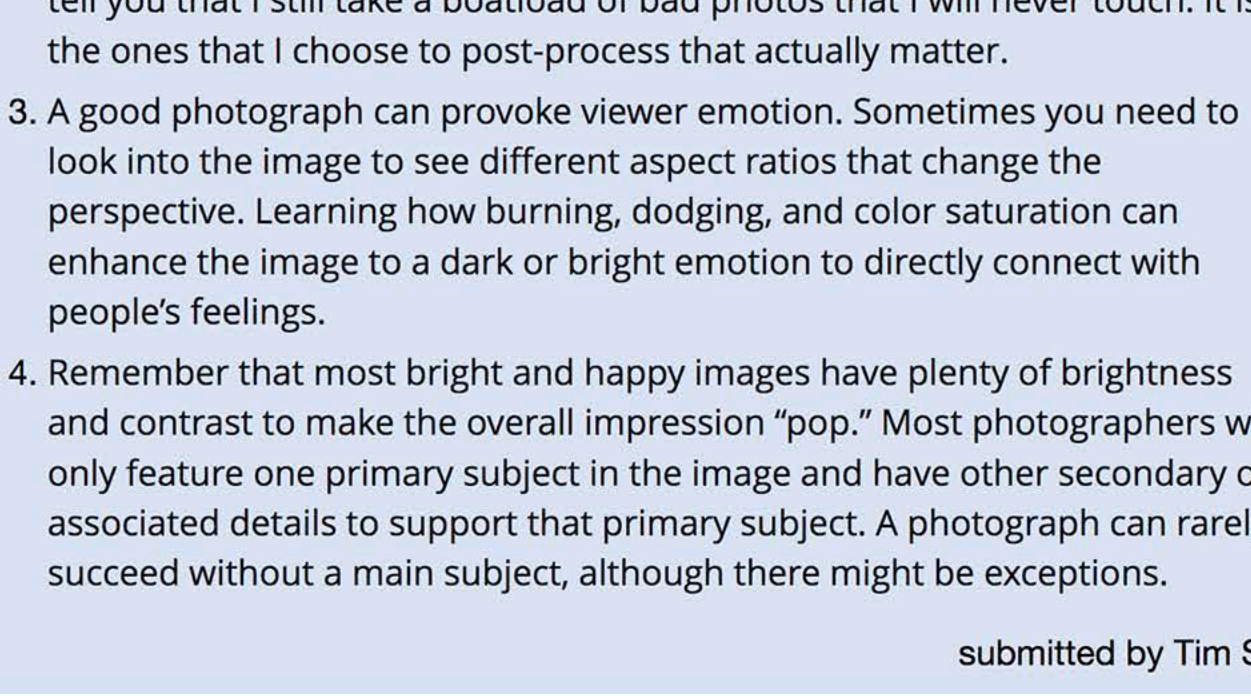
Members' Favorite Print Image 2021-2022 "Air Show" by Louis Pescevic

## New Photo Critique Procedures for 2022-2023

Hopefully, you are aware of our new photo critiques to enhance feedback in our critiques and reduce the burden on our peer reviewers. Summer trials implementing the new procedures were largely successful and helped us to iron out some kinks. Orientations will be on-going through August.

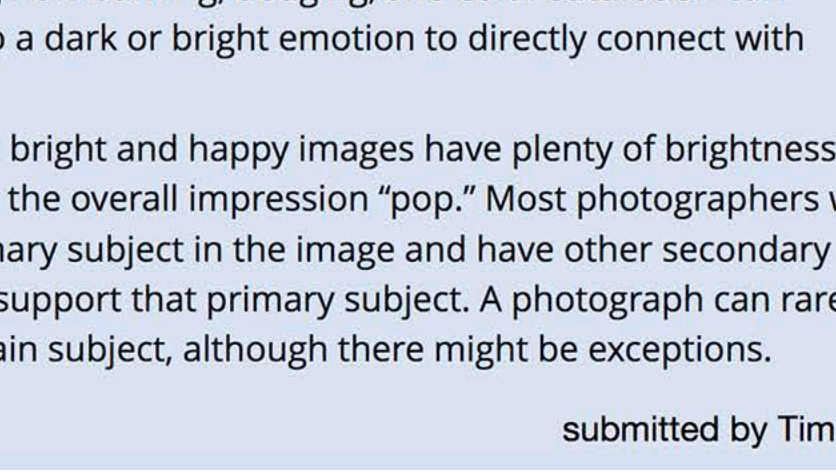
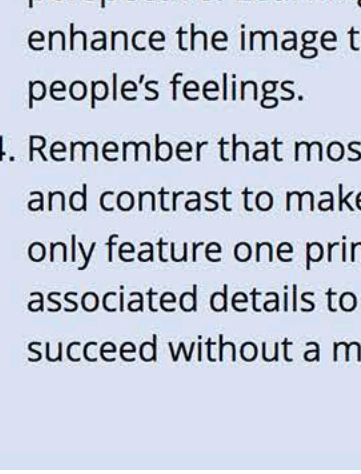
The new critiques will undoubtedly advance our educational mission with more detailed comments and an expanded basis for scoring. An unexpected benefit of the program is that learning to critique photos can also help us be better photographers. Many arts educators have made learning to critique a part of their curriculum or studio practice. For a more discussion of our new critiques, log in to our website ([sedonacamera.club](http://sedonacamera.club)) and find our new Photo Critique forum.

So, to maximize your photography learning, you should not only submit images for critique but also learn to write critiques. Image submissions for September will be open until August 31. To join our growing peer reviewer group, contact [timothy@sedonacamera.club](#) or come and observe a critique session to see how you can maximize your learning potential.



Members' Favorite Digital Image 2021-2022 "The Southern Alcove at Night" by Elaine Belvin

## Learning and Mentoring



We're currently planning learning and mentoring programs for several topics during the year including:

- -Selecting and using equipment such as a tripod
- -How to do drop collision photography
- -Places to photograph in Sedona area
- -Where to go to photograph animals

We're also need to know what photography topics you want to learn about or what things you want to do with your camera. We will offer one on one mentoring as well as offer several Saturday learning sessions.

And if you have any questions or would like to lead a workshop, do a presentation, or lead a local field trip, please send an email to Steve Wells at [steve@sedonacamera.club](mailto:steve@sedonacamera.club)

Steve Wells

## Camera Club Trip Coordinator Needed

The Sedona Camera Club needs a volunteer to serve on the board as the club's trip coordinator. It involves no planning of the actual trips but being the liaison of the SCC Board on trips planned in the club. It is more about being the contact person of the one planning the trip. Plus, verify all the information needed to advertise the event to our members. Make sure all the trip waiver forms are on file for members to sign up for the trip.

Please get in touch with one of the board members to let them know you are interested.

## Volunteers Needed for Meeting Hospitality

The Sedona Camera Club meetings feature a snack and drink spread, but this isn't created by the Keebler Elves! I'm Michelle Wheatcraft, chair of the Hospitality Committee, and I'm looking for volunteers to assist with the layout and cleanup of the food and drinks. We are fortunate that the equipment and accessories are already at the church; we just need someone to agree to help with the general arrangement and planning. For the most part, this will entail putting out bowls of snacks, cutting up cakes/brownies, making coffee and hot water, mixing lemonade and/or iced tea, and watching to refill if necessary. If you're interested, please contact me (Michelle) at 484.574.6068 or you may email me by using this email address: [michelle@sedonacamera.club](mailto:michelle@sedonacamera.club)

## POST PROCESSING SUGGESTIONS

When looking at the basic understanding of post-processing. Please note that the below suggestions are similar to other photography rules. Meaning that they only serve the purpose of guiding beginner photographers, nothing more than that.

1. First, spend more time learning what truly matters in photography, such as light, subject, emotion, mood, and composition. Apply your photography knowledge to the image capture process to yield solid photographs.
2. As you learn more to visualize the end result while going through your images, you will be able to pick better candidates for post-processing. I can tell you that I still take a boatload of bad photos that I will never touch. It is the ones that I choose to post-process that actually matter.
3. A good photograph can provoke viewer emotion. Sometimes you need to look into the image to see different aspect ratios that change the perspective. Learning how burning, dodging, and color saturation can enhance the image to a dark or bright emotion to directly connect with people's feelings.
4. Remember that most bright and happy images have plenty of brightness and contrast to make the overall impression "pop." Most photographers will only feature one primary subject in the image and have other secondary or associated details to support that primary subject. A photograph can rarely succeed without a main subject, although there might be exceptions.

submitted by Tim See